

Lesson Plan

April: Snap Peas

Lesson Plan and Resources [click here](#)



Spring (March, April, May)



Strawberries



Berries



Grapefruit



Cucumber



Cooked
Greens



Peas

1. Play Farmer Video

Click here to watch the
[Snap Pea Video \(2 minutes 13 seconds\)](#)
Recommended for grades 1-6.







2. Do the Taste Test

Have students taste the tomato and write down their observation using the Rate the Taste chart (see below) and [HOTM-Descriptive adjectives using 5 senses \(5 min\)](#)

Rate the Taste Links

[Kinder](#) [1st Grade](#) [2nd-3rd Grades](#) [4th-6th Grades](#)

KINDERGARTEN	4TH-6TH GRADE				
Rate the Taste TODAY WE TASTED: Harvest Month.	Rate the Taste TODAY WE TASTED: Harvest Month.				
Raise your hand if... <div> I like it!</div> <div> I'm not sure if I like it</div> <div> I do not like it</div> <div> I will try it again!</div>	Raise your hand if... <table border="1"><tr><td>I like it!</td><td>I'm not sure if I like it</td></tr><tr><td>I do not like it</td><td>I will try it again!</td></tr></table> Why is this food good for me? <div></div>	I like it!	I'm not sure if I like it	I do not like it	I will try it again!
I like it!	I'm not sure if I like it				
I do not like it	I will try it again!				

3. Complete Workbook Activities

Note: These pages will look slightly different for each grade level. (10-15 min)

Student Workbook Links

[Kindergarten](#) [1st Grade](#) [2nd Grade](#) [3rd Grade](#) [4th Grade](#) [5th Grade](#) [6th Grade](#)

4. Utilize Educator Newsletter activity or activities of your choice for class discussion and engagement (5-10 min)

[illegible]