

## Lesson Plan

# February: Kiwifruit

Lesson Plan and Resources [click here](#)



## 1. Play Farmer Video

Click here to watch the

[Snap Pea Video \(2 minutes 13 seconds\)](#)

Recommended for grades 1-6.







## 2. Do the Taste Test

Have students taste the tomato and write down their observation using the Rate the Taste chart (see below) and [HOTM-Descriptive adjectives using 5 senses \(5 min\)](#)

### Rate the Taste Links

[Kinder](#) [1st Grade](#) [2nd-3rd Grades](#) [4th-6th Grades](#)

KINDERGARTEN	4TH-6TH GRADE				
<b>Rate the Taste</b> TODAY WE TASTED:  Harvest Month. <small>©2019 Harvest Month</small>	<b>Rate the Taste</b> TODAY WE TASTED:  Harvest Month. <small>©2019 Harvest Month</small>				
Raise your hand if...					
 I like it!	 I'm not sure if I like it				
 I do not like it	 I will try it again!				
<table border="1"><tr><td>I like it!</td><td>I'm not sure if I like it</td></tr><tr><td>I do not like it</td><td>I will try it again!</td></tr></table>		I like it!	I'm not sure if I like it	I do not like it	I will try it again!
I like it!	I'm not sure if I like it				
I do not like it	I will try it again!				
Why is this food good for me? <div></div>					

## 3. Complete Workbook Activities

Note: These pages will look slightly different for each grade level. (10-15 min)

### Student Workbook Links

[Kindergarten](#) [1st Grade](#) [2nd Grade](#) [3rd Grade](#) [4th Grade](#) [5th Grade](#) [6th Grade](#)

