

Lesson Plan

October: Heirloom Tomatoes

Lesson Plan and Resources [click here](#)



Fall (September, October, November)



Dried Fruits



Persimmon



Grapes



Peppers



Tomatoes



Root
Vegetables

1. Play Farmer Video

Click here to watch the

[Cherry tomato video](#)

(1 minutes 15 seconds)

Recommended for grades 1-6.







2. Do the Taste Test

Have students taste the tomato and write down their observation using the Rate the Taste chart (see below) and [HOTM-Descriptive adjectives using 5 senses \(5 min\)](#)

Rate the Taste Links

[Kinder](#) [1st Grade](#) [2nd-3rd Grades](#) [4th-6th Grades](#)

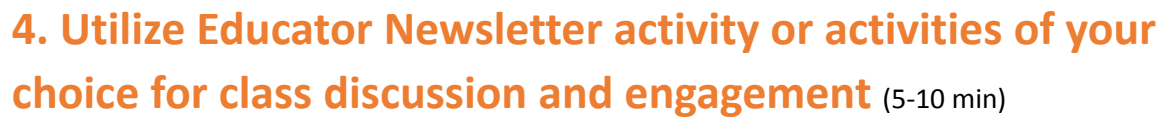
KINDERGARTEN	4TH-6TH GRADE
Rate the Taste	Rate the Taste
TODAY WE TASTED:	TODAY WE TASTED:
<div><div>Raise your hand if...</div><div><div> I like it!</div><div> I'm not sure if I like it</div></div><div><div> I do not like it</div><div> I will try it again!</div></div></div>	<div><div>Raise your hand if...</div><div><div>I like it!</div><div>I'm not sure if I like it</div></div><div><div>I do not like it</div><div>I will try it again!</div></div></div> <div>Why is this food good for me?</div>

3. Complete Workbook Activities

Note: These pages will look slightly different for each grade level. (10-15 min)

Student Workbook Links

[Kindergarten](#) [1st Grade](#) [2nd Grade](#) [3rd Grade](#) [4th Grade](#) [5th Grade](#) [6th Grade](#)

[illegible]